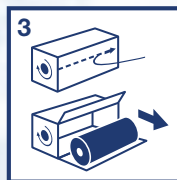
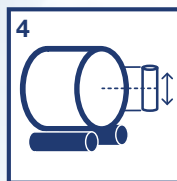


VISQUEEN POLYCROP

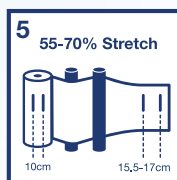
Instructions for use



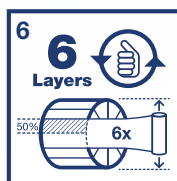
Reels should only be removed from protective packaging immediately prior to use. Open packaging using the tear strip provided. The arrow on the packaging indicates the direction of wrapping.



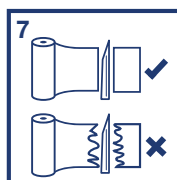
The height of the pre-stretch unit should be adjusted so that the centre points of the bale and film reel are horizontally aligned. Thread and attach film as per wrapper instructions.



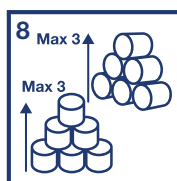
Final width of film as measured on the flat end of a round bale should, with 500mm film be 380mm-420mm, and with 750mm film be 580mm-620mm. Should film width vary outside these limits, stop wrapping and ascertain cause. Ensure pre-stretch unit rollers are regularly cleaned in accordance with wrapper manufacturer's instructions.




Apply at least a 50% overlap with a minimum 4 layers of film to all areas. For an optimum silage result we advise the application of 6 layers of balewrap. Where DM levels are lower than 30% or are exceeding 50%; for round bales with diameters > 1.3m; for lucerne and for stemmy crops or for square bales, a minimum of 6 layers of film should be applied.



Ensure that the blade of the balewrapper's cutting mechanism is maintained in order to ensure a clean film cut after wrapping and thus avoid long film tails.



Choose a well drained site away from hedges, trees, exposed areas and water courses. Stack bales immediately after wrapping and within 12 hours. Use a purpose built-handler and never a spike. Do not stack more than 3 high. Bales of low DM should only be stored in single layers. Repair any damage immediately.



Cover stack with a net secured at ground level to protect against birds. Support the net so that it is not in direct contact with the tops of bales. Fence off stack from livestock if necessary. Inspect stack regularly and repair any damage immediately. Use bales within 12 months of wrapping.



1 Store Polycrop in original packaging. Store reels on their ends in a dry place out of direct sunlight.



2 Keep reels in packaging and condition at ambient temperature prior to use. Take care when opening packaging and handling reels so as not to damage them. In particular reel edges should be protected. Cover reels left on wrapper to keep out moisture. Reels must be used within 24 months of manufacture.

